

# COY hypoxia system

## Basic operation

### To turn on the system

1. Turn on the N<sub>2</sub> & O<sub>2</sub> gas cylinders.

To turn on the gases, turn the **main switch** of the gas cylinder in **anti-clockwise** direction.


**Do not change the regulator setting (pressure not over 5 psi).**

Please kindly inform the FCF staff if the regulator displays gas level **less than 300psi**.

**DO NOT OVER 5 psi**


**Meter showing gas level**

**Regulator  
switch - DO  
NOT CHANGE**

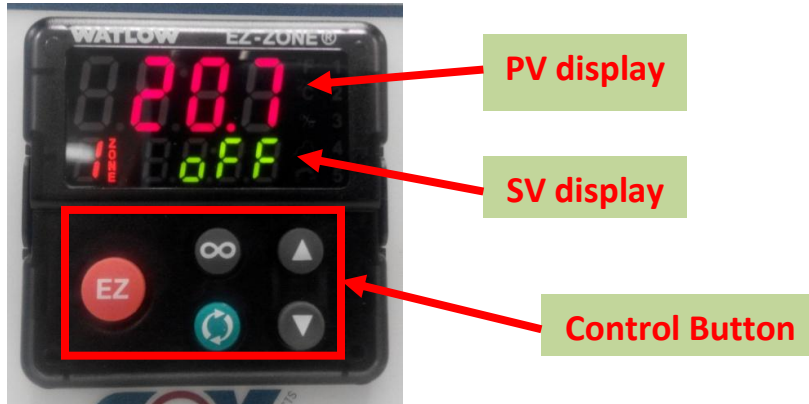


**Turn On  
Main switch**


2. Put your culture plate into the chamber. **Open and close the incubator door gently.**
3. Use the **control panel** on the O<sub>2</sub> controller to set the O<sub>2</sub> level of the chamber(s). **Ensure you make the setting of the correct chamber.**





**Control panel of the controller**






4. To turn on the control, Press  **4 times** until the **SV display** show “C.M1”.



5. Press  to set the control mode to “**AUTO**”



6. Press  to confirm, the display will switch back to home page.  
The O<sub>2</sub> set value will show on the **SV display** if the control mode set to “**AUTO**”.

To change the O<sub>2</sub> set value, press  or .



PV display showing the  
O<sub>2</sub> level in the chamber


SV display showing the O<sub>2</sub> set value  
"5.0" means the O<sub>2</sub> level set at  
"5.0%"

The controller will control the O<sub>2</sub> level in the chamber automatically.

The CO<sub>2</sub> level in the chamber will be fixed at 5%.


**End for turn on the system**

## To turn off the system

1. Use the **control panel** on the O<sub>2</sub> controller to turn off the control. **Ensure you make the setting of the correct chamber.**
2. Press  **4 times** until the display show “C.M1”.



SV display showing “C.M1”

3. Press  to set the control mode to “off”



PV display showing “off”

4. Press  to confirm, the display to switch back to home page.

The SV display will show “off” if the control mode set to off.



SV display showing “off”

5. Remove your culture plate(s) from the chamber. **Clean the chamber with 70% ethanol.**

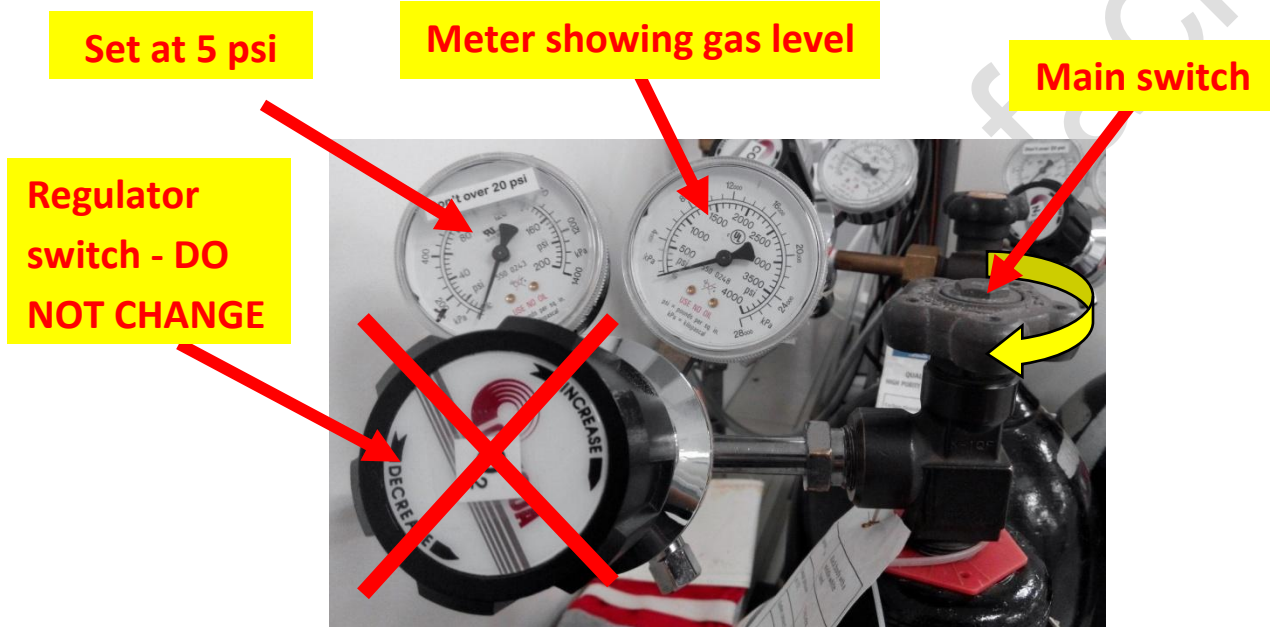
**Open and close the incubator door gently.**

6. **Turn off all the gas cylinders.**

To turn off the gases, turn the **main switch** of the gas cylinder in **clockwise** direction.

**Do not change the regulator switch setting.**

Please kindly inform the FCF staff if the regulators display gas level **less than 300psi**.



7. Please sign the **log sheet** before you leave.

**End for turn off the system**

**End**